

FORM NO. 10B

[See rule 17B]

Audit report under section 12A(b) of the Income-tax Act, 1961, in the case of charitable or religious trusts or institutions

We have examined the balance sheet of M/S SHRI RAM MURTI SMARAK TRUST , AAATS5596D [name and PAN of the trust or institution] as at 31/03/2019 and the Profit and loss account for the year ended on that date which are in agreement with the books of account maintained by the said trust or institution.

We have obtained all the information and explanations which to the best of our knowledge and belief were necessary for the purposes of the audit. In our opinion, proper books of account have been kept by the head office and the branches of the abovenamed trust visited by us so far as appears from our examination of the books, and proper Returns adequate for the purposes of audit have been received from branches not visited by us , subject to the comments given below:

In some cases proper supporting were not available for our verification. All such payments are accepted on the basis of approval by the Managing Trustee. No physical verification is carried out by us and the existence of the assets is accepted on the basis of management certificate in this regard. The method of accounting is hybrid. Balances in personal accounts are accepted as stated in books of account and no confirmations have been obtained. Deposits and security deposits are taken from control account. In the Balance Sheet and Income and Expenditure account dealt with by this report, the accounts of the SRMSCET , SRMSIMS, SRMS College of Nursing, Hostel, Trauma and Super Specialty Centre , SRMSCETR, SRMSCETP, SRMS Godlife, SRMS IPMS, SRMSFIMC and SRMS College of Law run by the Trust are also incorporated. Due to shortage of space in the electronic filing of Form 10B schema our other comments are given in notes on accounts.

In our opinion and to the best of our information, and according to information given to us , the said accounts give a true and fair view-

(i) in the case of the balance sheet, of the state of affairs of the above named trust as at 31/03/2019 and

(ii) in the case of the profit and loss account, of the profit or loss of its accounting year ending on 31/03/2019

The prescribed particulars are annexed hereto.

Place BAREILLY
Date 02/09/2019

Name

RAVINDRA KUMAR AGARW

Membership Number

072549

FRN (Firm Registration Number)

0003592C

Address

1 ANAND ASHRAM COMPLE
X, RAMPUR GARDEN BAREI
LLY UTTAR PRADESH 24300
1 INDIA

ANNEXURE

Statement of particulars

I. APPLICATION OF INCOME FOR CHARITABLE OR RELIGIOUS PURPOSES

1.	Amount of income of the previous year applied to charitable or religious purposes in India during that year (₹)	2029839077
2.	Whether the trust has exercised the option under clause (2) of the Explanation to section 11(1) ? If so, the details of the amount of income deemed to have been applied to charitable or religious purposes in India during the previous year (₹)	No
3.	Amount of income accumulated or set apart for application to charitable or religious purposes, to the extent it does not exceed 15 per cent of the income derived from property held under trust wholly for such purposes. (₹)	Yes 27672091
4.	Amount of income eligible for exemption under section 11(1)(c) (Give details)	No
5.	Amount of income, in addition to the amount referred to in item 3 above, accumulated or set apart for specified purposes under section 11(2) (₹)	0
6.	Whether the amount of income mentioned in item 5 above has been invested or deposited in the manner laid down in section 11(2)(b) ? If so, the details thereof.	Not Applicable
7.	Whether any part of the income in respect of which an option was exercised under clause (2) of the Explanation to section 11(1) in any earlier year is deemed to be income of the previous year under section 11(1B) ? If so, the details thereof (₹)	Not Applicable

SHRI RAM MURTI SMARAK TRUST

4, LAPLACE, SHAHNAJAF ROAD, LUCKNOW, CAMP - N - 3, RAMPUR GARDEN, BAREILLY

BALANCE SHEET AS ON 31.st MARCH 2019

LIABILITIES	AMOUNT	ASSETS	AMOUNT
CORPUS FUND		FIXED ASSETS - (Annexure - A)	
OPENING - CORPUS FUND	2,85,52,59,089	GROSS BLOCK	4,21,82,97,455
ADD : CORPUS DONATIONS	3,67,50,600	LESS : DEPRECIATION	1,68,16,17,759
LESS : DEDUCTIONS	(5,387)	NET BLOCK	2,53,66,79,697
ADD : EXCESS OF INCOME		INVESTMENTS	
OVER EXPENDITURE	21,97,70,865	CDR'S WITH OBC	2,13,07,515
CLOSING CORPUS FUND	3,11,17,75,168	CURRENT ASSETS	
UNSECURED LOANS - (Annexure - F)	34,64,16,609	SUNDRY DEBTORS - (Annexure - B)	14,67,98,241
CURRENT LIABILITIES		STORES IN HAND - (Annexure - C)	51,28,081
SUNDRY CREDITORS - (Annexure - G)	5,97,27,727	OTHER CURRENT ASSETS - (Annexure - D)	38,19,47,815
BANK OVERDRAFTS - (Annexure - H)	1,98,24,376	CASH AND BANK BALANCES	
OTHER CURRENT LIABILITIES - (Annexure - I)	13,61,78,545	BALANCE WITH BANK - (Annexure - E)	57,33,48,645
		CASH BALANCE	87,12,429
TOTAL RS	3,67,39,22,424	TOTAL RS	3,67,39,22,424

Statement on accounting policies as per annexure 'J'


PLACE : BAREILLY

DATE : 02.09.2019

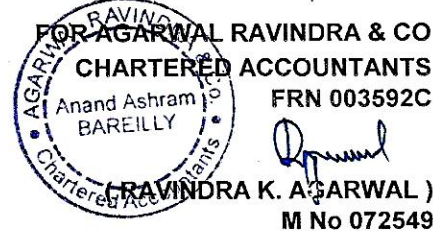
TRUSTEE



MANAGING TRUSTEE



AS PER OUR REPORT OF EVEN DATE



SHRI RAM MURTI SMARAK TRUST

4, LAPLACE, SHAHNAJAF ROAD, LUCKNOW, CAMP - N - 3 , RAMPUR GARDEN ,BAREILLY

INCOME & EXPENDITURE A/C FOR THE YEAR ENDED ON 31.03.2019

EXPENDITURE		AMOUNT(RS)	INCOMES		AMOUNT(RS)
TO	<u>EXPENDITURE ON OBJECTS OF THE TRUST</u>		BY	<u>AGGREGATE OF INCOME DERIVED DURING THE PREVIOUS YEAR</u>	
	<u>DONATION</u>			<u>RECEIPTS FROM MAIN OBJECT</u>	
TO	CORPUS	-	BY	TUITION FEE	1,04,38,28,767
TO	OTHER THAN CORPUS	49,19,672	BY	HOSTEL FEE	9,85,58,840
			BY	BUS FEE	1,58,66,400
	<u>RELIEF TO POOR</u>	-	BY	HOSPITAL REVENUE	84,67,56,565
			BY	ROYALTY FROM MEDICAL SHOP	96,00,000
	<u>EDUCATIONAL</u>		BY	MISCELLANEOUS RECEIPTS	22,17,034
TO	SALARY & WAGES	85,41,69,502			
TO	APPRENTICESHIP	6,92,12,959		<u>RECEIPTS FROM INCIDENTAL OBJECT</u>	
TO	STIPEND TO STUDENTS	11,74,78,977	BY	INTEREST RECEIVED	4,06,83,563
TO	PRINTING & STATIONARY	1,81,14,466			
TO	ADVERTISEMENT	5,62,02,797			
TO	POSTAGE & TELEGRAPH	2,01,719			
TO	TELEPHONE	23,14,904			
TO	ELECTRICAL EXPENSES	8,03,26,359			
TO	GENERATOR & BUS RUNNING EXP	2,55,42,707			
TO	AMBULANCE & VEHICLE EXPENSES	1,04,56,069			
TO	TRAVELLING & CONVEYANCE	75,54,235			
TO	QUALITY CONTROL	29,53,977			
TO	FREIGHT & CARTAGE	2,45,457			
TO	BOOKS, NEWSPAPER & PERIODICALS	1,55,81,647			
TO	MEMBERSHIP & INSPECTION FEE	63,97,391			
TO	PLACEMENT EXPENSES	2,14,452			
TO	STUDENT WELFARE	55,01,443			
TO	STUDENT INDUSTRIAL VISITS	1,95,600			
TO	SEMINAR EXPENSES	4,29,651			
TO	LEGAL EXPENSES/ AUDIT FEE	27,91,672			
TO	STAFF WELFARE	45,47,309			
TO	STAFF TRAINING & DEVELOPMENT	2,00,976			
TO	NETWORK & INTERNET	30,28,233			
TO	BANK CHARGES	1,47,261			
TO	INSURANCE EXPENSES	74,80,532			
TO	LAND & BUILDING RENTAL	48,43,360			
TO	BOOK BINDING EXPENSES	4,10,433			
TO	INTEREST PAID	19,29,778			
TO	GENERAL EXPENSES	1,85,721			
TO	<u>STORE CONSUMED</u>				
	WORKSHOP	36,173			
	LAB	4,16,404			
	HOSPITAL	14,33,92,220			
	GENERAL	38,46,110			
	GROUND MAINTENANCE EXPENSES	8,29,318			
	SCHOLARSHIP	3,56,89,131			
TO	<u>REPAIR & MAINTENANCE & AMC</u>				
	VEHICLE	70,82,736			
	GEN SET/ OTHER EQUIPMENTS	5,48,122			
	ELECTRICAL	1,28,21,152			
	OFFICE EQUIPMENT/ LAB EQUIPMENT	7,60,599			
	COMPUTERS	61,71,584			
	MEDICAL EQUIPMENTS / WORKSHOP	5,60,50,951			
	FURNITURE	10,08,757			
	BUILDING	3,59,38,079			
	GENERAL	1,02,00,076			
		1,61,34,50,998			



	MEDICAL RELIEF			
TO	FREE MEDICINE DISTRIBUTION	1,49,89,482		
TO	INFECTION CONTROL	12,51,450		
		<u>1,62,40,932</u>		
TO	DEPRECIATION	20,31,28,701		
TO	EXCESS OF INCOME OVER EXPENDITURE TRANSFERRED TO THE CORPUS FUND	21,97,70,865		
	TOTAL RS	2,05,75,11,168	TOTAL RS	2,05,75,11,168

ANNEXED TO BALANCE SHEET OF EVEN DATE

PLACE : BAREILLY

FOR AGARWAL RAVINDRA & CO

DATE : 02.09.2019



CHARTERED ACCOUNTANTS

FRN 003592C

TRUSTEE



MANAGING TRUSTEE




(RAVINDRA K. AGARWAL)

M No 072549

DEPRECIATION SCHEDULE - SLM - COMPANIES ACT, 1956 for the year ending 31.03.2019

ANNEXURE 'A'

BLOCK OF ASSET		RATE	GROSS BLOCK				DEPRECIATION				NET BLOCK	
SRMS Trust - Head Office		As on 01.04.18	Additions	Inter - Transfer	Total	Up to 31.03.18	Inter - Transfer	During the year	Total	31.03.2018	31.03.2019	
LAND	NIL	11,58,72,575	1,65,50,753	-	13,24,23,328	-	-	-	-	11,58,72,575	13,24,23,328	
BUILDING UNDER CONSTRUCTION	NIL	10,03,25,610	12,37,36,326	(12,87,02,774)	9,53,59,162	-	-	-	-	10,03,25,610	9,53,59,162	
FURNITURE & FIXTURES	9.50%	9,14,196	-	-	9,14,196	-	-	-	-	9,14,096	100	
COMPUTERS	16.21%	15,300	-	-	15,300	-	-	-	-	15,200	100	
ELECTRICAL MACHINERY	7.07%	2,87,820	-	-	2,87,820	-	-	-	-	2,87,720	100	
TOTAL RS		21,74,15,501	14,02,87,079	(12,87,02,774)	22,89,99,806	12,00,100	-	16,916	12,17,016	21,62,15,401	22,77,82,790	
SRMS CET (Engg College)												
BUILDING	3.34%	27,03,91,034	-	(3,66,97,485)	23,36,93,549	7,42,61,563	(1,11,39,235)	78,05,365	7,09,27,693	19,61,29,471	16,27,65,856	
FURNITURE & FIXTURES	9.50%	2,78,23,295	-	(27,82,330)	2,50,40,966	2,78,23,195	(27,82,280)	-	2,50,40,916	20,92,647	82,912	
ELECTRICAL MACHINERY	7.07%	2,82,95,936	-	(28,29,594)	2,54,66,343	2,62,03,289	(26,20,329)	18,00,470	2,53,83,431	20,92,647	100	
GENERATOR	4.75%	31,17,725	-	(3,11,773)	28,05,953	17,77,103	(1,77,710)	1,33,283	17,32,676	13,40,622	10,73,277	
COMPUTERS	16.21%	4,07,74,330	-	(20,38,716)	4,19,31,113	4,07,74,230	(20,38,616)	31,95,400	4,19,31,013	100	100	
BOOKS	40.00%	1,13,32,396	-	(11,33,240)	1,01,99,157	1,13,32,296	(1,01,33,190)	25,97,320	1,01,99,107	100	50	
BUSES	11.31%	3,18,38,794	-	(63,67,759)	2,54,71,035	3,18,38,694	(63,67,659)	2,80,66,355	2,80,66,355	100	100	
MOTOR CAR, SCOOTERS ETC	9.50%	1,38,56,113	-	(13,85,611)	1,27,16,455	1,14,73,649	(11,47,365)	12,08,063	1,15,34,347	23,82,464	11,82,107	
OTHER -PLANT & MACHINERY	16.21%	3,83,86,394	-	(57,57,959)	3,40,53,479	3,83,86,294	(57,57,944)	14,25,029	3,40,53,379	100	100	
TOTAL RS		46,58,16,019	48,66,497	(5,93,04,466)	41,13,78,050	26,38,70,315	(3,31,64,327)	1,81,64,930	24,88,70,918	20,19,45,704	16,25,07,132	
SRMS CET & R (Engg College & Research)												
BUILDING	3.34%	13,27,07,311	-	-	13,27,07,311	3,52,91,604	-	44,32,424	3,97,24,028	9,74,15,707	9,28,83,283	
FURNITURE & FIXTURES	9.50%	1,98,62,461	-	-	1,98,62,461	1,74,74,814	-	18,86,934	1,93,61,747	23,87,648	5,00,714	
ELECTRICAL MACHINERY	7.07%	28,13,890	-	-	28,13,890	15,02,650	-	1,98,942	17,01,592	13,11,240	11,12,288	
BOOKS	40.00%	35,75,963	-	-	35,75,963	35,75,863	-	-	35,75,863	100	100	
BUSES	11.31%	94,97,869	-	-	94,97,869	85,22,094	-	9,76,675	94,97,769	9,75,775	100	
MOTOR CAR, SCOOTERS ETC	9.50%	29,49,793	-	-	29,49,793	26,14,298	-	2,80,230	28,94,529	3,35,495	55,264	
OTHER -PLANT & MACHINERY	16.21%	4,74,70,345	-	-	4,75,92,345	4,52,70,757	-	23,21,488	4,75,92,245	21,99,588	100	
TOTAL RS		21,88,77,632	1,22,000	-	21,89,99,632	11,42,52,081	-	1,00,95,692	12,43,47,773	10,46,25,551	9,46,51,859	
SRMS CET - PHARMACY												
BUILDING	3.34%	-	-	-	4,05,58,655	4,05,58,655	-	13,54,659	1,24,93,894	-	2,80,64,762	
FURNITURE & FIXTURES	9.50%	-	-	-	27,82,330	27,82,330	-	-	27,82,280	-	50	
ELECTRICAL MACHINERY	7.07%	-	-	-	28,29,594	28,29,594	-	2,00,052	28,20,361	-	9,212	
GENERATOR	4.75%	-	-	-	3,11,773	3,11,773	-	14,809	1,92,520	-	1,19,253	
COMPUTERS	16.21%	-	-	-	20,38,716	20,38,716	-	-	20,38,616	-	100	
BOOKS	40.00%	-	-	-	11,33,240	11,33,240	-	-	11,33,190	-	50	
BUSES	11.31%	-	-	-	63,67,759	63,67,759	-	-	63,67,659	-	100	
MOTOR CAR, SCOOTERS ETC	9.50%	-	-	-	13,85,611	13,85,611	-	-	12,78,998	-	1,06,613	
OTHER -PLANT & MACHINERY	16.21%	-	-	-	57,57,959	57,57,959	-	-	58,79,699	-	100	
TOTAL RS		-	2,21,840	6,31,65,636	6,33,87,476	-	3,31,64,327	19,22,909	3,50,87,236	-	2,83,00,240	



SRMS COLLEGE OF LAW

BOOKS	40.00%	-	3,19,710	-	3,19,710	-	-	-	-	1,27,884	1,27,884	-	-	1,91,826
TOTAL RS		-	3,19,710	-	3,19,710	-	-	-	-	1,27,884	1,27,884	-	-	1,91,826

SRMS IMS (Trauma & Super Specialty)

MEDICAL EQUIPMENTS FURNITURE & FIXTURES	7.07% 9.50%	5,59,71,144 1,10,44,300	-	5,59,71,144 1,10,44,300	5,59,71,044 1,10,44,200	-	-	-	-	5,59,71,044 1,10,44,200	100 100	100 100	-	-
TOTAL RS		6,70,15,444	-	6,70,15,444	6,70,15,244	-	-	-	-	6,70,15,244	200	200	-	200

SRMS IMS (Medical College & Hospital)

BUILDING	3.34%	86,23,96,688	47,06,720	1,23,36,735	87,94,40,143	20,72,56,728	-	2,93,73,301	23,66,30,028	65,51,39,960	64,28,10,115
FURNITURE & FIXTURES	9.50%	4,79,20,025	42,45,520	-	5,21,65,545	4,67,79,057	-	20,31,562	4,88,10,619	11,40,968	33,54,92,6
ELECTRICAL MACHINERY	7.07%	9,85,93,889	1,54,97,658	-	11,40,91,547	5,30,33,431	-	80,66,272	6,10,99,703	4,55,60,458	5,29,91,843
MEDICAL EQUIPMENTS	7.07%	85,49,03,115	9,45,29,797	-	94,94,32,912	40,56,27,771	-	6,71,24,907	47,27,52,678	44,92,75,345	47,66,80,235
GENERATOR	4.75%	1,58,04,221	-	-	1,58,04,221	44,59,135	-	7,50,700	52,09,835	1,13,45,086	1,05,94,386
BOOKS	40.00%	1,10,93,810	-	-	1,10,93,810	1,10,93,710	-	-	1,10,93,710	100	100
BUSES	11.31%	81,30,214	15,06,830	-	96,37,044	81,30,114	-	15,06,830	96,36,944	100	100
MOTOR CAR, SCOOTERS ETC	9.50%	6,71,11,150	48,44,248	-	7,19,55,398	3,07,51,196	-	68,35,763	3,75,86,959	3,63,59,954	3,43,68,439
PLANT & MACHINERY	16.21%	10,92,81,129	12,95,272	-	11,05,76,401	10,62,66,236	-	26,05,065	10,88,71,301	30,14,893	17,05,100
COMPUTERS	16.21%	61,07,033	-	-	61,07,033	61,06,933	-	-	61,06,933	100	100
TOTAL RS		2,08,13,41,275	12,66,26,045	1,23,36,735	2,22,03,04,055	87,95,04,312		11,82,94,400	99,77,98,712	1,20,18,36,963	1,22,25,05,343

SRMS FIMC



BUILDING	3.34%	3,10,23,372	-	3,10,23,372	31,01,407	-	10,36,181	41,37,588	2,79,21,965	2,68,86,784
FURNITURE & FIXTURES	9.50%	36,46,555	22,20,366	58,66,721	10,39,211	-	5,57,338	15,96,550	26,07,144	42,70,171
MEDICAL EQUIPMENTS	7.07%	23,60,93,422	4,29,28,700	27,90,22,122	5,00,75,415	-	1,97,26,864	6,98,02,279	18,60,18,007	20,92,19,943
ELECTRICAL MACHINERY	7.07%	89,31,279	22,07,896	1,11,39,175	17,69,692	-	7,87,540	25,57,232	71,61,587	85,81,943
PLANT & MACHINERY	16.21%	1,18,04,672	41,68,030	1,59,72,702	56,99,627	-	26,89,175	82,88,802	61,05,045	76,83,900
MOTOR CAR, SCOOTERS ETC	9.50%	8,07,886	-	8,07,886	2,30,248	-	76,749	3,06,997	5,77,638	5,00,889
TOTAL RS		29,23,06,986	5,15,24,992	34,38,31,978	6,19,15,600	-	2,47,73,847	8,66,89,447	22,03,91,386	25,71,42,531

SRMS GOOD LIFE

BUILDING UNDER CONSTRUCTION	3.34%	17,41,702	(17,41,702)	-	4,56,42,918	-	-	15,24,473	15,24,473	-	-	4,41,18,445
BUILDING	3.34%	-	4,56,42,918	-	-	-	-	6,04,488	6,04,488	-	-	57,58,541
FURNITURE & FIXTURES	9.50%	50,94,462	12,68,567	-	63,63,029	-	-	51,38,296	51,38,296	6,06,53,120	6,75,39,159	1,61,34,406
MEDICAL EQUIPMENTS	7.07%	6,06,53,120	1,20,24,335	-	7,26,77,455	-	-	12,27,486	12,27,486	23,99,628	37,12,518	3,70,120
ELECTRICAL MACHINERY	7.07%	1,42,05,524	31,56,368	-	1,73,61,892	-	-	7,18,223	7,18,223	4,08,972	-	-
PLANT & MACHINERY	16.21%	23,99,628	20,31,113	-	44,30,741	-	-	38,852	38,852	-	-	-
MOTOR CAR, SCOOTERS ETC	9.50%	4,08,972	-	-	4,08,972	-	-	-	-	-	-	-
TOTAL RS		8,45,03,408	6,23,81,599	-	14,68,85,007	-	-	92,51,819	92,51,819	8,27,61,706	13,76,33,188	

SRMS College of Nursing

BUILDING	3.34%	6,33,63,973	-	25,26,550	6,58,90,523	39,71,148	-	22,00,743	61,71,891	5,93,92,825	5,97,18,632
MEDICAL EQUIPMENTS	7.07%	20,56,968	-	-	20,56,968	17,45,132	-	1,45,428	18,90,559	3,11,836	1,66,409
BOOKS	40.00%	9,04,641	-	-	9,04,641	9,04,591	-	-	9,04,591	50	50
FURNITURE & FIXTURES	9.50%	21,87,930	-	-	21,87,930	15,02,480	-	2,07,853	17,10,333	6,85,450	4,77,597
PLANT & MACHINERY	16.21%	2,36,000	-	-	2,36,000	38,256	-	38,256	76,511	1,97,744	1,59,489
TOTAL RS		6,87,49,512	-	25,26,550	14,68,85,007	81,61,606	-	25,92,280	1,07,53,886	6,05,87,906	6,05,22,176



SRMS Institute of Paramedical Sciences


BUILDING	3.34%	2,81,17,100	-	-	2,81,17,100	51,62,945	-	9,39,111	61,02,066	2,29,54,155	2,20,15,044
MEDICAL EQUIPMENTS	7.07%	14,92,687	-	-	14,92,687	12,66,396	-	1,05,533	13,71,929	2,26,291	1,20,758
BOOKS	40.00%	20,13,555	-	-	20,13,555	20,13,505	-	-	20,13,505	50	50
FURNITURE & FIXTURES	9.50%	33,44,320	-	-	33,44,320	33,44,270	-	-	33,44,270	50	50
PLANT & MACHINERY	16.21%	20,65,000	-	-	20,65,000	3,34,737	-	3,34,737	6,69,473	17,30,284	13,95,527
TOTAL RS		3,70,32,662	-	-	3,70,32,662	1,21,21,852	-	13,79,381	1,35,01,232	2,49,10,810	2,35,31,430

SRMS CET (Hostel)

BUILDING	3.34%	26,52,15,995	-	10,99,76,319	37,51,94,314	4,93,83,570	-	1,25,31,490	6,19,15,060	21,58,32,425	31,32,79,254
FURNITURE & FIXTURES	9.50%	1,13,82,224	11,98,707	-	1,25,80,931	1,03,40,057	-	11,95,188	1,15,35,245	10,42,167	10,45,686
ELECTRICAL MACHINERY	7.07%	49,33,863	16,81,900	-	66,15,763	23,61,139	-	4,67,734	28,18,874	25,82,724	37,96,889
BUSES	11.31%	2,00,000	-	-	2,00,000	1,99,900	-	-	1,99,900	100	100
OTHER -PLANT & MACHINERY	16.21%	82,79,460	59,97,106	-	1,42,76,566	81,73,282	-	23,14,231	1,04,87,513	1,06,178	37,89,053
TOTAL RS		29,00,11,542	88,77,713	10,99,76,319	40,88,67,574	7,04,47,948	-	1,65,08,644	8,69,56,592	21,95,63,694	32,19,10,982
TOTAL FIXED ASSETS		3,82,30,69,980	39,52,27,475	-	4,21,82,97,455	1,47,84,89,057	-	20,31,28,701	1,66,16,17,759	2,34,28,39,221	2,53,66,79,697

ANNEXED TO BALANCE SHEET OF EVEN DATE

PLACE : BAREILLY
DATE : 02.09.2019





SHRI RAM MURTI SMARAK TRUST

4, LAPLACE, SHAHNAJAF ROAD, LUCKNOW, CAMP - N - 3 , RAMPUR GARDEN ,BAREILLY

SUNDRY DEBTORS AS ON 31.03.2019**ANNEXURE 'B'**

S.No.	PARTICULARS	AMOUNT(RS)
1	AAYUSHMAN BHART BIMA YOJANA	53,13,642
2	APOLLO MUNICH HEALTH INSURANCE CO.	1,04,705
3	BAJAJ ALLIANZ GENERAL INSURANCE CO. LTD	1,13,428
4	BHARAT SANCHAR NIGAM AGRA	1,15,992
5	BHARAT SANCHAR NIGAM LTD - BADUAN	4,46,690
6	BHARAT SANCHAR NIGAM LTD.	34,47,719
7	BHARAT SANCHAR NIGAM LTD. PILIBHIT	6,51,075
8	BPCL FULLY A/C	2,110
9	CGHS INCOME TAX	23,870
10	CHANAKYA INFRA HEIGHTS (P) LTD	58,729
11	CLEAN FUTURE FOUNDATION	22,00,000
12	CMO BAREILLY (MDR)	47,19,200
13	COMMERCIAL MOTORS RAMPUR ROAD	10,644
14	DALMIA CHINI MILLS	37,200
15	DEDICATED HEALTHCARE SERVICES (I) PVT. LTD.	12,914
16	DIRECTOR IVRI	4,43,065
17	DISTRIST HOSPITAL(DBCS)	6,30,000
18	ECHS BAREILLY (ONLINE)	8,68,84,157
19	ECHS DEHRADUN	81,00,565
20	ECHS PITHORAGARH	71,750
21	E-MEDITEK SOLUTIONS LIMITED.	35,374
22	ESI BLY & KANPUR ON LINE	74,85,553
23	ESI DEHRADUN ON LINE	45,71,606
24	ESI, KANPUR OFF LINE	2,577
25	ESI, DEHRADUN	31,62,234
26	FUJIFILM INDIA PVT LTD	45,632
27	FUTURE GENERALI INDIA INSURANCE CO. LTD.	77,435
28	GENINS INDIA TPA	36,750
29	GENWORKS HEALTH PVT. LTD	7,392
30	HDFC ERGO GENERAL INSURANCE CO LTD	23,241
31	HEALTH INSURANCE TPA	1,68,884
32	IFFCO -AONLA	84,095
33	IFFCO TOKIO GENERAL INSURANCE	9,334
34	LIC DD PURAM BAREILLY	25,500
35	MAX BUPA HEALTH INSURANCE	19,618
36	MD INDIA HEALTH CARE SERVICES TPA	4,88,618
37	MEDI ASSIST INDIA TPA PVT. LTD	5,56,414
38	MEDSAVE HEALTHCARE	2,81,299
39	N.E.R. HOSPITAL	52,07,521
40	NORTH RAILWAY HOSPITAL MORADABAD	35,52,774
41	OLYMPUS OPTO SYSTEMS PVT LTD	1,57,339
42	PARAMOUNT HEALTH SERVICE PVT.LTD.	2,09,589
43	PRIME MINISTER NATIONAL RELIEF FUND	6,64,722
44	QUANTUM CORP. HEALTH	14,191
45	RAKSHA TPA	9,79,753
46	RELIANCE GENERAL INSURANCE	38,418



47	RELIGARE HEALTH.CARE TPA	26,383
48	S.A. AGENCIES	33,342
49	SIEMENS HEALTHCARE PVT. LTD	44,30,000
50	SIFPSA - STERILISATION	3,40,130
51	STAR ALLIED & HEALTH SERVICES	98,022
52	SUN ENGINEERING	1,12,400
53	VIDAL HEALTH TPA PVT. LTD.	4,64,647
TOTAL Rs		14,67,98,241

ANNEXED TO BALANCE SHEET OF EVEN DATE


PLACE : BAREILLY

DATE : 02-09-2019



TRUSTEE

MANAGING TRUSTEE



SHRI RAM MURTI SMARAK TRUST

4, LAPLACE, SHAHNAJAF ROAD, LUCKNOW, CAMP - N - 3 , RAMPUR GARDEN , BAREILLY

CONSUMABLE STOCKS AS ON 31.03.2019

ANNEXURE ' C '

S.No.	DEPARTMENTS	AMOUNT(RS)
1	MEDICINE WARD CONSUMABLES	29,933
2	PATHOLOGY CONSUMABLES	4,20,733
3	MICROBIOLOGY CONSUMABLES	7,98,312
4	RADIOLOGY CONSUMABLES	76,040
5	SURGICAL / OT CONSUMABLES	2,20,399
6	DIALYSIS CONSUMABLES	1,39,842
7	BLOOD BANK CONSUMABLES	9,32,920
8	INTENSIVE CARE UNIT CONSUMABLES	3,93,173
9	OPTHELMOLOGY CONSUMABLES	2,41,966
10	OPERATION THEATER CONSUMABLES	2,20,386
11	HISTOPATHOLOGY CONSUMABLES	1,15,782
12	BIOCHEMISTRY CONSUMABLES	3,77,859
13	I V F CONSUMABLES	2,29,000
14	SURGICAL WARD CONSUMABLES	1,09,338
15	ANATOMY CONSUMABLES	10,168
16	CSSD CONSUMABLES	4,17,917
17	MISC CONSUMABLES	3,94,313
TOTAL Rs		51,28,081

OTHER CURRENT ASSETS AS ON 31.03.2019


ANNEXURE ' D '

S.No.	PARTICULARS	AMOUNT(RS)
1	ADVANCE SALARY	5,39,123
2	BSNL TOWER	51,877
3	CONSUMER FORUM PAID UNDER PROTEST	1,73,805
4	FEE RECEIVABLE	69,38,319
5	INCOME TAX DEPARTMENT	29,52,47,326
6	INSPIRE	2,00,000
7	LABOUR COMMISSIONER	4,25,330
8	OBC EXTENSION COUNTER	22,640
9	SATISH KUMAR JAIN	20,00,000
10	SECURITY DEPOSIT	5,59,51,498
11	SERVICE TAX PAID UNDER PROTEST	21,525
12	TAX DEDUCTION AT SOURCE	2,03,76,371
TOTAL Rs		38,19,47,815

ANNEXED TO BALANCE SHEET OF EVEN DATE


PLACE : BAREILLY

DATE : 02.09.2019



TRUSTEE

MANAGING TRUSTEE



SHRI RAM MURTI SMARAK TRUST

4, LAPLACE, SHAHNAJAF ROAD, LUCKNOW, CAMP - N - 3 , RAMPUR GARDEN , BAREILLY

BALANCES WITH BANKS AS ON 31.03.2019

ANNEXURE 'E'

S.No.	PARTICULARS	AMOUNT(RS)
1	SHORT TERM CDRS WITH SCHEDULED BANK	52,84,00,000
2	OBC - FLEXY ACCOUNTS	82,54,760
3	OBC - 52241011000754	52,255
4	OBC - 52242011028229	78,143
5	OBC - 52241011000594	4,49,626
6	OBC - 52242191008806	2,97,944
7	OBC - 52241011000136	3,57,921
8	OBC - 17882011000039	4,37,876
9	OBC - 51902191007940	15,107
10	OBC - 52241011000457	44,827
11	OBC - 52241131000047	1,16,583
12	OBC - 52242041024024	2,50,301
13	OBC - 52242041024031	2,87,549
14	OBC - 52242041024086	16,87,422
15	HDFC - 50200029285451	17,32,938
16	OBC - 07121132000955	6,84,861
17	OBC - 52241010000070	3,89,411
18	HDFC - 03041110000033	5,23,858
19	OBC - 52242011012877	6,25,824
20	OBC - 52242011026591	2,59,157
21	OBC - 52242011012457	288
22	OBC - 52241011027185	42,666
23	OBC - 52241011000273	1,28,716
24	OBC - 52241011000471	2,21,682
25	HDFC - 50200028185216	24,33,648
26	OBC - 06871132000224	28,359
27	OBC - 06872191012131	33,654
28	OBC - 51902191007971	30,04,563
29	OBC - 52242191008967	2,01,505
30	OBC - 52242191009707	4,53,760
31	HDFC - 50200026787571	70,65,523
32	OBC - 52241010000010	37,37,475
33	OBC - 52241010000040	2,96,534
34	OBC - 52241011000051	19,70,679
35	OBC - 52241011000488	3,67,741
36	OBC - 52242010002630	6,26,228
37	OBC - 52242011028410	29,92,738
38	OBC - 52241132000162	2,37,198
39	OBC - 52241132000355	5,595
40	OBC - 52242151012317	25,35,135
41	OBC - 52242151014816	5,975
42	UBI - 396902010009522	1,18,000
43	OBC - 52241012000017	7,94,563
44	OBC - 52241010000030	11,00,061
TOTAL Rs		57,33,48,645

ANNEXED TO BALANCE SHEET OF EVEN DATE

PLACE : BAREILLY

DATE : 02.09.2019



TRUSTEE



MANAGING TRUSTEE



SHRI RAM MURTI SMARAK TRUST

4, LAPLACE, SHAHNAJAF ROAD, LUCKNOW, CAMP - N - 3 , RAMPUR GARDEN , BAREILLY

UNSECURED LOANS AS ON 31.03.2019

ANNEXURE ' F '

S.No.	PARTICULARS	AMOUNT(RS)
1	DEPOSITORS	45,55,000
2	ALUMANI FUND	1,11,95,204
3	SECURITY DEPOSITS	7,95,000
4	EMOLOYEE'S SECURITY DEP.	3,29,97,381
5	STUDENT'S SECURITY	29,68,74,024
TOTAL Rs		34,64,16,609

SUNDRY CREDITORS AS ON 31.03.2019

ANNEXURE ' G '

S.No.	PARTICULARS	AMOUNT(RS)
1	A & G ENTERPRISES	59,427
2	AASTHA MEDICAL CARES	2,64,789
3	ACTIVE ART SERVICES	4,09,364
4	ADITI INFOTECH	15,900
5	ADTEK PRINT & MEDIA PVT. LTD.	3,33,846
6	ADVANCE MEDICAL SYSTEM	65,443
7	ADVANCE MICRONICS MEDICAL SYSTEMS	1,38,756
8	AGARWAL MACHINERY STORE	68,989
9	AIM PNEUMATIC	97,026
10	AIM TECHNOLOGIES	65,288
11	AIR LIQUID NORTH INDIA PVT. LTD.	6,90,230
12	AJAY MEDICOS	16,055
13	ALLENGERS MEDICAL SYSTEMS LTD	2,240
14	AMBICA STATIONARY MART	84,731
15	ANANT FIRE & ELECTRICALS	2,49,961
16	ANANTA GROUP PVT LTD	3,73,162
17	ANOOP DRUGS HOUSE	4,98,909
18	APPASAMY ASSOCIATES	23,632
19	ASHOKA FOAM	8,31,680
20	ASHOKA FOAM PRIVATE LIMITED	74,122
21	ASHOKA GASES	3,37,347
22	AXON MEDICAL SOLUTIONS PVT LTD	3,204
23	B.L. MEDICAL SOLUTIONS	3,34,578
24	BADRIVISHAL MED. AGENCIES	27,182
25	BAJAJ GLASS AND ALUMINIUM CENTRE	10,955
26	BAREILLY ELECTRICAL & TRADERS	850
27	BASS PHARMA DISTRIBUTORS PVT LTD	1,60,668
28	BEARING HOUSE	7,516
29	BHARAT MACHINERY AGENCIES	27,679
30	BHARTI AIRTEL SERVICES LTD.	3,550
31	BHOJIPURA SERVICE STATION	3,12,238
32	BIOLITEC INDIA PVT.LTD.	3,60,000
33	BLUEMED SCIENTIFIC PVT. LTD.	7,41,440
34	CARDIO CARE SYSTEM (CATH LAB)	1,84,912
35	CARDIO CARE SYSTEMS (PACEMAKER)	8,66,904
36	CAREGROUP SIGHT SOLUTION LLP	16,778
37	CHEM WORLD	2,78,746
38	COMMERCIAL AUTOMOTIVES PVT. LTD.	15,970
39	COMMERCIAL MOTORS SHYAMGANJ BLY	58,291
40	COMPUTER AID	54,000
TOTAL Rs		81,66,358

Contd....2

SHRI RAM MURTI SMARAK TRUST

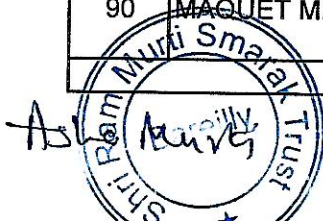
4, LAPLACE, SHAHNAJAF ROAD, LUCKNOW, CAMP - N - 3, RAMPUR GARDEN, BAREILLY

SUNDRY CREDITORS AS ON 31.03.2019

ANNEXURE 'G'

S.No.	PARTICULARS	AMOUNT(RS)
	BALANCE B/F	81,66,358
41	COMPUTER CARE	8,165
42	CONSORT LABORATORIES PTE.LTD.	1,01,360
43	D.D.GANGWAR	49,703
44	DELHI EYEZONE PVT LTD	1,03,164
45	DEV BIOTECH	8,400
46	DR. BOOKS	3,285
47	ENVIRAD MEDICARE PVT. LTD.	2,00,500
48	ESQUIRE DISTRIBUTORS	28,347
49	ESSEL PHARMACEUTICALS P LTD	15,588
50	FRIENDS INTERNATIONAL	1,54,945
51	GALA COLLECTION	9,840
52	GAURAV SCIENTIFIC TRADERS	4,72,271
53	GLOBAL MEDICAL SOLUTIONS	67,933
54	GLOBAL TRADERS	8,749
55	GOEL CATERERS AND DECORATORS	2,800
56	GOURAV ENERGEN INDIA PVT LTD	2,60,804
57	GOYAL ELECTRONICS	1,850
58	GROVER AUTOMOBILES	31,875
59	GROVER TRADE LINKS PVT. LTD.	24,278
60	HAPPY MEDICOS	17,802
61	HINDUSTAN GENERAL AGENCIES	2,090
62	HINDUSTAN MEDIA VENTURES LTD	49,476
63	IBDC BOOK DISTRIBUTORS	19,103
64	INDCHEM TRADING COMPANY	3,17,073
65	INDOS SURGICALS	69,411
66	INFOTECH SERVICES	43,800
67	INTEGRATED SURGICAL SYSTEMS PVT LTD	1,72,109
68	INTERNATIONAL ELECTRO MEDICAL CO.	72,80,280
69	INTRODUCTION ENERPRISES	15,200
70	J.V TRADERS	1,32,450
71	JAGDISH SARAN & CO	5,68,700
72	JAGRAN PRAKASHAN LIMITED	1,04,245
73	JAI PRAKASH ASSOCIATES LTD	3,61,700
74	KAK PESTICIDES	15,505
75	KAMAL OPTICALS	77,872
76	KAMRUDDIN DENTING AND PAINTING WORKS	25,000
77	KANISHK PHARMA	34,663
78	KHANDELWAL BROS.	4,03,181
79	KHANDELWAL DISTRIBUTORS	51,125
80	KIPPS	2,680
81	KIRSHI SEWA SADAN	27,595
82	KRISHNA PAPER PRODUCTS	13,924
83	KRISHNA PRINTING PRESS	4,23,198
84	KUMAR AUTO CENTRE	26,870
85	LABORATORY STORES	4,78,104
86	LAXMAN TENT & LIGHT DECORATION	850
87	M.K PHARMA	31,28,946
88	M.S. MEDICALS PVT. LTD.	34,387
89	MANAS MEDICARE SYSTEMS	3,540
90	MAQUET MEDICAL INDIA PVT. LTD.	17,966
	TOTAL	2,36,39,060

Contd....3



SUNDRY CREDITORS AS ON 31.03.2019

ANNEXURE ' G '

S.No.	PARTICULARS	AMOUNT(RS)
	BALANCE B/F	2,36,39,060
91	MASUMI FARMS AND RESORTS	78,000
92	MAURYA SPORTS	880
93	MEDI WORKS	84,960
94	MEDICARE	3,57,153
95	MEDISURGE INSTURMENTS	1,42,240
96	MEP CONTRACT & SERVICES	9,53,955
97	MODI MEDICAL AGENCIES	8,008
98	MOHIT TRADERS	2,366
99	MP ELECTRONICS APP LTD	22,600
100	MULTIPLIER IT SOLUTIONS INDIA PVT LTD	38,670
101	MURLI DHAR VISHAN DASS & SONS	88,220
102	NADEEM HUSSAIN DUCT MEKAR	3,62,500
103	NARAYAN MEDICOS	9,376
104	NEW KGN BOOK BINDING HOUSE	7,433
105	NGM MOTORS	12,42,698
106	NISHIKA ENTERPRISES	5,950
107	NISHU ENTERPRISES	3,15,800
108	NIZAM METAL WORKS	34,069
109	OMAR SURGICAL & LIFE SCIENCES	86,386
110	OPEN CARE SYSTEMS	21,538
111	ORANGE KLEEN	19,176
112	P.K. SCIENTIFIC & CHEMICALS	1,10,544
113	P.L.SURI PHARMA CARE	28,560
114	PADMAWATI GLASS HOUSE	7,395
115	PAL ENTERPRISES	87,985
116	PARAMOUNT PEST CONTROL	23,600
117	PARICO ENTERPRISES	12,921
118	PAWANHANS SERVICES	14,934
119	PEST CONTROL (INDIA) PVT. LTD.	18,585
120	PHYSIQUE EQUIPMENT CO.	1,26,196
121	POORVI ENTERPRISES	24,192
122	PRINCE WALTER	24,328
123	PROF.CHARG SRL LTD	3,49,009
124	PUBLIC SOAP STORE .	1,408
125	RAGHAV TRADERS	3,61,375
126	RAJ ENTERPRISES	1,03,914
127	RAJ PHARMA	24,572
128	RAJSHREE ENTERPRISES	21,948
129	RAJU ALUMINIUM TRADERS	1,35,890
130	RAM MURTI LAL JAMIDAR SALES EMPORIUM	51,250
131	RAM MURTI LAL ZAMINDAR IRON & CEMENT STORE	2,36,872
132	RESMED INDIA PVT LTD	38,080
133	RISIS MEDICARE SYSTEMS	23,848
134	ROHILKHAND SPUN PIPE & TILES INDUSTRIES	66,080
135	ROHIT TRADERS	82,350
136	S.D.ENTERPRISES	3,791
137	S.M.TRADERS	1,000
138	S.S ENGINEERING CO.	4,012
139	SAI BUSINESS	2,59,228
140	SAKAT BEHARI SHARAD KUMAR	60,735
	TOTAL	2,98,25,640

Rs

Contd...4



SHRI RAM MURTI SMARAK TRUST



4, LAPLACE, SHAHNAJAF ROAD, LUCKNOW, CAMP - N - 3, RAMPUR GARDEN, BAREILLY

ANNEXURE 'G'

SUNDRY CREDITORS AS ON 31.03.2019

S.No.	PARTICULARS	AMOUNT(RS)
	BALANCE B/F	2,98,25,640
141	SANCHIT MEDICARE	22,400
142	SANGAM APPLIANCES & ELECTRICALS (P) LTD.	5,75,280
143	SANJAY TRADERS	45,399
144	SANRAI MED INDIA PVT LTD	7,000
145	SAPTGIRI TRADERS	28,320
146	SAQLAINI STEEL WORKS	82,668
147	SAR HEALTHLINE (P) LTD	11,210
148	SATVIK SOLUTIONS	21,242
149	SCHILLER HEALTH CARE INDIA PVT. LTD.	7,61,600
150	SCIENTIFIC & MEDICAL AID CENTRE	6,22,913
151	SDS LIFE SCIENCES PVT.LTD	1,34,103
152	SHAN ELECTRICALS ENGENRING WORKS	38,172
153	SHANKAR BATTERY SERVICES	4,230
154	SHANKER DAS BROTHERS	89,767
155	SHIKHERDIGITALS	1,874
156	SHIV AUTOMOBILES	64,596
157	SHIVA ENTERPRISES (CONSUMABLES)	1,59,103
158	SHREE BALAJI EMPORIUM	15,857
159	SHREE SAI TRADING CO.	35,030
160	SHREEJI IMAGING & DIAGNOSTIC CENTRE PVT.LTD.	4,28,036
161	SHRI NATH JI TRADING COMPANY	84,960
162	SHRI RAM ENTERPRISES	93,197
163	SHUPRA FRAGRANCES & FLAVOURS	20,650
164	SMIT MEDIMED PVT LTD	2,49,218
165	SNOW COOL CENTRE	75,632
166	SONOO BRICK FIELD	4,49,722
167	SOWAR PVT LTD	1,39,720
168	SRMS S WELFARE ASSOCIATION	2,25,23,365
169	SUPRIYA AGENCIES	4,94,080
170	SWASTIK DRUG HOUSE	8,000
171	SYPHEN TECHNOLOGIES	28,199
172	TEAM ENGINEERS	23,363
173	TECHMART SYSTEMS CO. PVT. LTD	43,476
174	TECHNO MEDICAL INDIA	56,822
175	TRANSASIA BIO-MEDICALS LTD.	83,190
176	TRIGUNA ENTERPRISES	13,55,480
177	UMA TRADERS	92,488
178	UNIQUE MEDICAL DEVICES	44,080
179	UNITED TYRE ASSOCIATES	82,999
180	VANYA FASHIONS	1,96,704
TOTAL		5,91,19,785

Contd....5



SHRI RAM MURTI SMARAK TRUST

4, LAPLACE, SHAHNAJAF ROAD, LUCKNOW, CAMP - N - 3, RAMPUR GARDEN, BAREILLY

SUNDRY CREDITORS AS ON 31.03.2019

ANNEXURE 'G'

S.No.	PARTICULARS	AMOUNT(RS)
	BALANCE B/F	5,91,19,785
181	VARDAN PRINTING & ALLIED INDUSTRIES	27,300
182	VASTRA MAHAL	1,11,069
183	VERMA BROS. & CO.	3,327
184	VIDYA AGENCIES	3,63,289
185	VIJAY TRADING COMPANY	25,760
186	VRANDAVANESHWREE AUTOMOTIVE PRIVATE LIMITED	9,642
187	WAL HEALTHCARE	9,610
188	XEROX WORLD	29,135
189	YASH ASSOCIATE	18,810
190	YOGESH & BROTHERS	10,000
TOTAL Rs		5,97,27,727

BANK OVERDRAFTS AS ON 31.03.2019

ANNEXURE 'H'

S.No.	PARTICULARS	AMOUNT(RS)
1	AXIS - 053010100364614	73,494
2	OBC - 52241010000050	25,08,337
3	OBC - 52241131000238	3,76,952
4	OBC - 52241011000211	55,70,292
5	OBC - 52241010000080	2,35,597
6	OBC - 52242011025303	61,10,614
7	OBC - 52242111000057	49,49,091
TOTAL Rs		1,98,24,376

OTHER CURRENT LIABILITIES AS ON 31.03.2019

ANNEXURE 'I'

S.No.	PARTICULARS	AMOUNT(RS)
1	CHIEF MINISTER RELIEF FUND & JILA GRAM	1,51,96,048
2	HDFC - ADVANCE RENTAL	63,000
3	OBC - ADVANCE RENTAL	36,048
4	SAMUDAYIK SWASTH YOJNA (SSY)	17,08,761
5	SHRI DEV MURTI	8,67,539
6	STAFF TRUST FUND	11,83,07,149
TOTAL Rs		13,61,78,545

ANNEXED TO BALANCE SHEET OF EVEN DATE

PLACE : BAREILLY

DATE : 02.09.2019



TRUSTEE

MANAGING TRUSTEE






Annexure 'J'

Annexed to & forming part of Balance Sheet


Name : Shri Ram Murti Smarak Trust
Address : 4 Laplace, Shahnajaf Road, Lucknow
Year ending : 31st March 2019

Statement on Accounting Policies / Notes on Account

1. System of Accounting of Income / Expenditure-
The Trust has followed Hybrid system of accounting consistently.
2. Revenue Recognition
 - (a) All the receipts of donation (except donation for corpus of the Trust) are treated as Income at the time of its receipt.
 - (b) Fee from student is accounted on accrual basis and the dues from students as at the year end are carried to Balance Sheet as fee receivable.
 - (c) In case of IPD patients, in general, advances from patients are credited to revenue on the assumption that at the time of discharge of patient the bill amount will exceed the advance received. In case of corporate/ patients including CGHS etc., the IPD revenue is recognized at the time of discharge of concerned patient. In case of patients subsidized by the Govt./others, the advance is adjusted to patient account at the time of discharge. In cases, where the treatment of patient is continued after year end, the revenue is recognized on the basis of treatment record of patient till year end.
 - (d) Other incomes are recognized on receipt basis.
 - (e) Interest on Bank Deposits and FDR's whether pledged or otherwise is generally accounted on receipt basis. However, in case where TDS is made by bank on accrued interest, the relevant interest is deemed to have been received and accounted for in the books of the Trust in the year in which TDS is made by the deductor in order to comply with the requirements of Income Tax Act, 1961 for claiming TDS.
 - (f) Salaries & wages, interest on deposits including security deposits, broadband charges, membership & inspection fee and guarantee commission paid to bank are recognized as expenditure at the time of its payment consistently.
 - (g) Students fee under various sub-heads is credited to Tuition fee.
 - (h) The expenditure on fixed assets being utilization of Trust funds are shown under the head 'Fixed Assets' in the Balance Sheet.



Address: Anand Ashram Complex, Rampur Garden, Bareilly-243001 (U.P.).
Ph: 0581-2575256, 9837034204, e-mail: rkagarwalbr2@gmail.com



- (i) Depreciation on Fixed Assets is provided on Straight Line Method at the rates decided by the Management looking to past practice of the Trust. These rates are by and large in conformity with the rates prescribed in the **Companies Act, 1956**. Depreciation so calculated is provided for the full year irrespective of date of its purchase. As the hospital is part of Medical College, the depreciation on entire furniture has been provided at rates applicable to College. Residual value of asset is considered at Rs 100/- in the year in which the asset is fully depreciated.
- (j) Replacement of computers and sports goods is debited to income & expenditure account under the relevant heads in view of the fact that no new asset is created.
- (k) In respect of course in which degrees are awarded, the purchase of books is debited to income and expenditure account, on the assumption that the library is already completed.
3. All Investments are in the form of Bank FDR's pledged with concerned authority. Details of the said investments are as under:

i) SRMS CET, Bareilly (Engineering College)

UPTU, Lucknow for B.Tech., B. Pharma, MCA & MBA Course

Rs 21.00 lacs

Total

Rs. 21.00 lacs

ii) SRMS IMS, Bareilly (Medical College)

MJP Rohilkhand Univ., Bareilly for MBBS course

Rs 10.00 lacs

Bank Guarantee with OBC against theft

Rs. 15.00 lacs

Margin money for bank guarantee to MCI

Rs 15.00 lacs

ECHS, Bareilly for corporate empanelment

Rs 2.00 lacs

NER, Bareilly for corporate empanelment

Rs 4.57515 lacs

ESIC, Kanpur for corporate empanelment

Rs 10.00 lacs

ESIS, Uttrakhand for corporate empanelment

Rs 2.00 lacs

Deposits with ICRI, IVRI

Rs 5.00 lacs

Total

Rs. 63.57 lacs

iii) SRMS CETR, Bareilly

AICTE, New Delhi for B.Tech Course

Rs 28.00 lacs

AKTU, Lucknow for B.Tech. Course

Rs 10.00 lacs

AICTE, New Delhi for MBA Course

Rs 15.00 lacs

AICTE, New Delhi for Online Course

Rs 7.00 lacs

AKTU, Lucknow for MBA Course

Rs 3.00 lacs

AICTE R.O. for B. Tech (Conversion to Co-Ed.)

Rs 7.00 lacs

Total

Rs. 70 lacs

iv) SRMS College of Nursing, Bareilly

MJP Rohilkhand Univ., Bareilly

Rs 6.00 lacs

Total

Rs. 6.00 lacs

v) SRMS College of Law, Bareilly

MJP Rohilkhand Univ., Bareilly for 3-year course


Rs 4.00 lacs

MJP Rohilkhand Univ., Bareilly for 5-year course

Rs 6.00 lacs

Total

Rs. 10.00 lacs



vi) SRMS FIMC, Lucknow	
NER, Gorakhpur for corporate empanelment	Rs 0.50 lacs
CGHS, Lucknow for corporate empanelment	Rs 2.00 lacs
Total	Rs. 2.50 lacs
vii) <u>SRMS IPS, Bareilly (Paramedical Science)</u>	
Bank Guarantee with OBC	Rs 40.00 lacs
Total	Rs. 40.00 lacs

4. The mess charges collected from the students is transferred consistently to the students' association formed by Trust. Facilities of building and other plant and machinery required for the mess is owned by the Trust are used by the said association in the interest of the students free of charge.
5. In respect of patients admitted in the hospital run by the trust, medicines/consumables directly relatable to the concerned patient are billed to him. However, for the purpose of systematic accounting, payment for the said medicines/consumables is reimbursed by the hospital to the medical shop run by the Managing Trustees. Accordingly, while finalizing accounts, the billing to patients in respect of the said items is not considered as revenue of the Hospital.

Annexed Audit report in Form 10B

1. These financial statements are the responsibility of management. Our responsibility is to express an opinion on these financial statements based on our audit.
2. We conducted our audit in accordance with auditing standards generally accepted in India. Those standards require that we plan and perform the audit to obtain reasonable assurance about whether the financial statements are free of material misstatements. An audit includes examining, on a test basis, evidences supporting the amounts and disclosures in the financial statements. An audit also includes assessing the accounting principles used and significant estimates made by the management as well as evaluating the overall financial statements presentation. We believe that our audit provides a reasonable basis for our opinion.

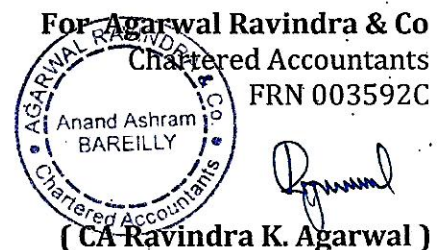


Trustee



Managing Trustee

Place : Bareilly
Date : 02.09.2019



(CA Ravindra K. Agarwal)

Partner
M No. 072549